

Planning a Party

Words and Phrases to Learn

- *huh*: isn't that right; don't you agree
- *gather*: to collect; to put together
- *slip (sth) over*: to put (sth) on easily
- *agree*: to have the same idea or opinion

Key Expressions


- ¹ Do you have plans next Friday?
= Are you busy next Friday?
- ² Is 6:00 OK with you?
= How does 6:00 sound?



Mary and Julia talk after class.



They gather their books.



Mary slips her bag over her shoulder.



Julia puts her books in her bag.



They agree on the time.



They walk out of the classroom.



Julia offers to make a special dish.



Mary decides to make a cake.

Words and Phrases to Learn

- *answer*: to pick up
- *lean against*: to rest against
- *planner*: a book used to keep track of daily appointments
- *check*: to put a mark beside

Key Expressions

- 1 Can you come?
= Are you able to join us?
- 2 Do you know Helen's number?
= Can I get Helen's number from you?



Peter answers the telephone.



Peter leans against the kitchen counter.

Kim's birthday is next Friday. Can you come?



Mary tells Peter about the party.

Next Friday? Let me check... Yes, I can come.



Peter looks at his planner.

What time is the party?

It's at 6:00 at our house.



Mary checks Peter's name.

OK. 6:00 on the tenth. Should I bring anything?

Just bring a card and a small gift if you like.



Peter says he will come.

By the way, do you know Helen's number?

I think it's 763-0028.



Mary asks Peter for a telephone number.

Thanks. See you at the party!

OK, see you there!



Peter closes his planner.

Words and Phrases to Learn

- *wallet*: (sth) in which to keep money, credit cards, etc.
- *coin*: small, round money made of metal
- *slot*: a small space to put things in
- *reach for*: to try to get with one's hand

Key Expressions

- 1 Don't worry about it.
= It's no problem.
- 2 Don't mention it.
= It's my pleasure.



John and Carlos meet by the vending machine.



Carlos takes money from his wallet.



He puts a coin into the slot.



Carlos pushes the button.



John reaches for the cans.



Carlos wants to pass along his congratulations.



John gives a can to Carlos.



They open their drinks.

Words and Phrases to Learn

- *banner*: a long sign
- *blow up*: to put air into
- *string*: a thin rope
- *decorate*: to put up/out special things for a party or holiday

Key Expressions

- ¹ When is Kim coming?
= When will Kim be here?
- ² Can I help with anything?
= Do you need me to do anything?

Hi! Did you bring decorations?


Yes. I brought some balloons and a birthday banner.



Julia shows her bag to Mary.

¹ When is Kim coming?

She's coming in about 40 minutes.



They walk to the dining room.

Where's John?


He's preparing snacks in the kitchen.



Mary opens the bag of balloons.

What kind of snacks?

We've got mixed nuts, crackers, and cheese.



They blow up some balloons.

Where should we put the balloons?



Julia ties some string to a balloon.

Let's hang them from the ceiling.

Good idea.



They decorate the dining room with the balloons.

Wow! This looks great!
² Can I help with anything?



John puts some snacks on the table.

Could you help me with this banner?

Sure.



John and Julia put up the banner.

Words and Phrases to Learn

- *wrap*: to cover; to put paper/plastic around
- *fold*: to bend back as if to make two or more layers
- *bow*: a fancy ribbon
- *check (sth) out*: to go and see (sth)

Key Expressions

- ¹ How much did it cost?
= What was the price?
- ² That's really cheap!
= What a great deal!



Mary brings out some wrapping paper, scissors, and tape.



Mary takes a vase out of a shopping bag.



Mary unrolls some wrapping paper.



She cuts off a sheet of paper.



Mary places the box on the paper and folds up the sides.



Julia tears off some tape and gives it to Mary.



Mary folds the ends and tapes the paper.



Mary places a bow on the box.

Words and Phrases to Learn

- *present*: a gift
- *light*: to start to burn
- *candle*: a small wax stick on top of a birthday cake
- *unwrap*: to uncover; to take the paper/plastic off

Key Expressions


- ¹ I wouldn't miss it!
= Of course I would come!
- ² Who is this from?
= Who gave this present?




Peter arrives at the party.



Mary takes the present from Peter.



Peter greets Kim and the others.




Mary brings in the birthday cake.



John lights the candles on the cake.



Kim blows out the candles.



Kim picks up a present.



Kim unwraps the present.